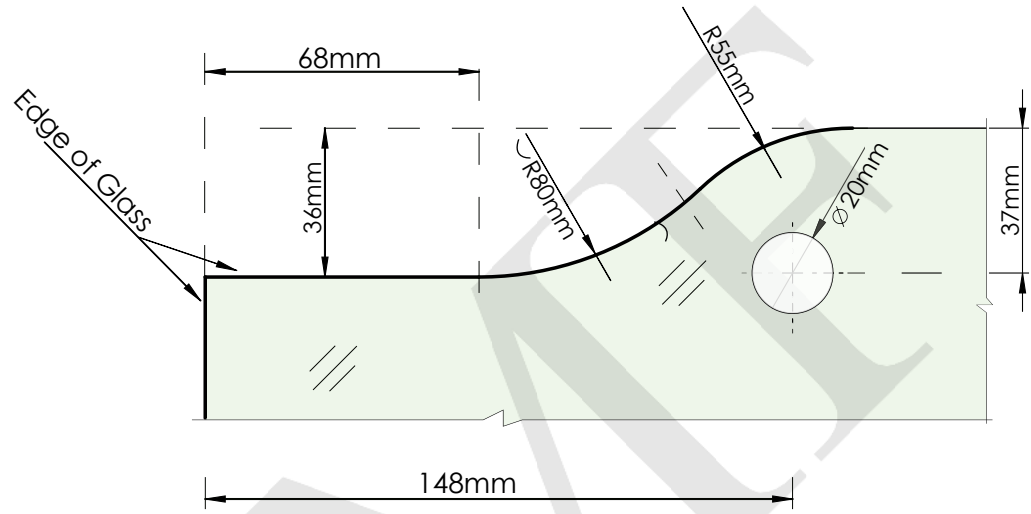


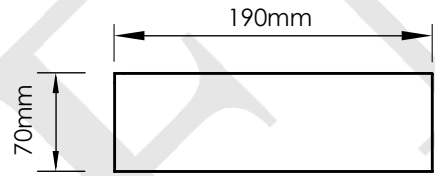
12 11 10 9 8 7 6 5 4 3 2 1

H  
G  
F  
E  
D  
C  
B  
A

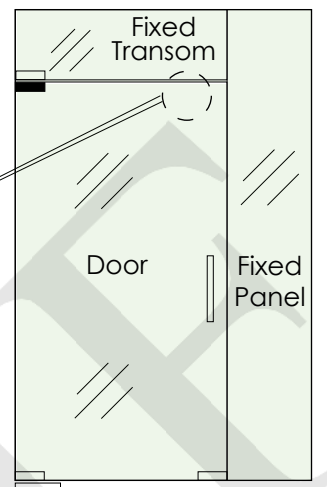
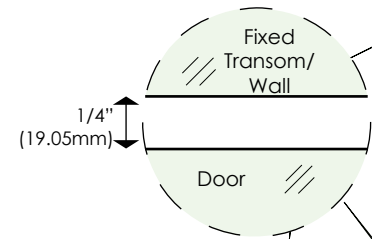
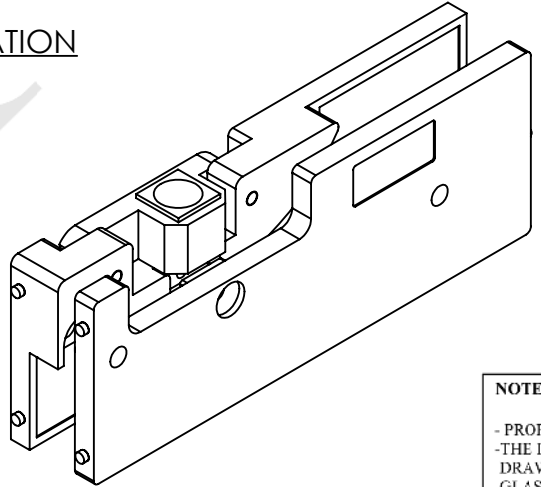
H  
G  
F  
E  
D  
C  
B  
A



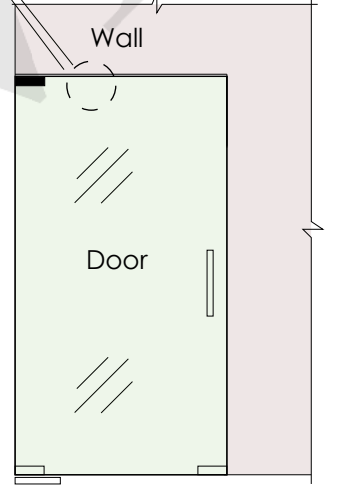
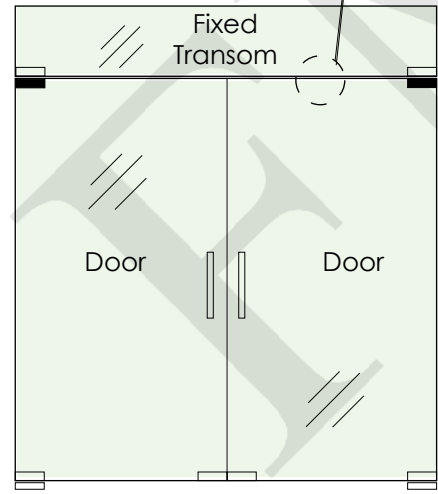
**GLASS FABRICATION**



**ELEVATION**



**PAT-02**



<b>NOTES:</b> - PROPRIETARY AND CONFIDENTIAL - THE INFORMATION CONTAINED IN THIS DRAWING IS THE SOLE PROPERTY OF FMF GLASS HARDWARE. ANY REPRODUCTION IN PART OR AS A WHOLE WITHOUT THE WRITTEN PERMISSION OF FMF GLASS HARDWARE IS PROHIBITED.	<b>PRODUCT NAME:</b> Patch fitting -Prima		<b>PRODUCT MODEL NUMBER:</b> PAT-07		
	<b>DWG NO.</b> PAT-07_1	<b>UNIT:</b> MM	<b>DWG SIZE/SCALE</b> A4/NTS	<b>FMF GLASS HARDWARE</b>	<b>REV.</b> 1
	<b>DATE:</b> 10.23	<b>DRAWN BY:</b> FMF			SHEET 1 OF 1

12 11 10 9 8 7 6 5 4 3 2 1