

12 11 10 9 8 7 6 5 4 3 2 1

H

H

G

G

F

F

E

E

D

D

C

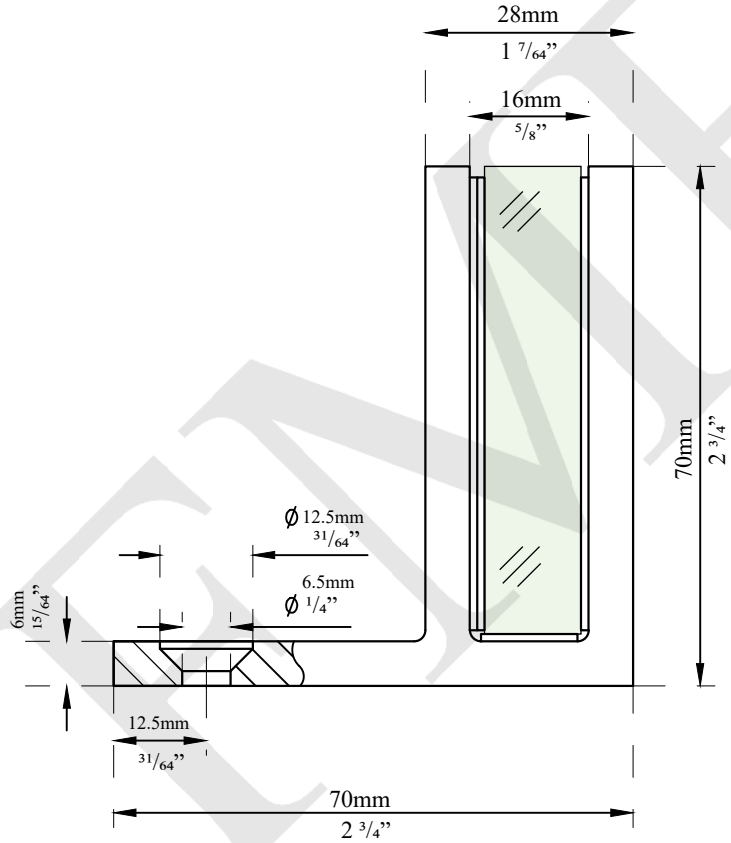
C

B

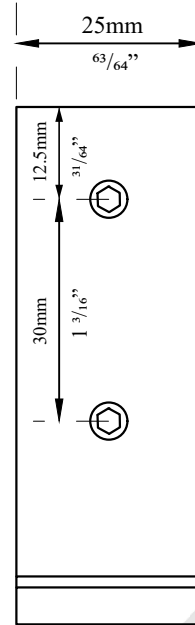
B

A

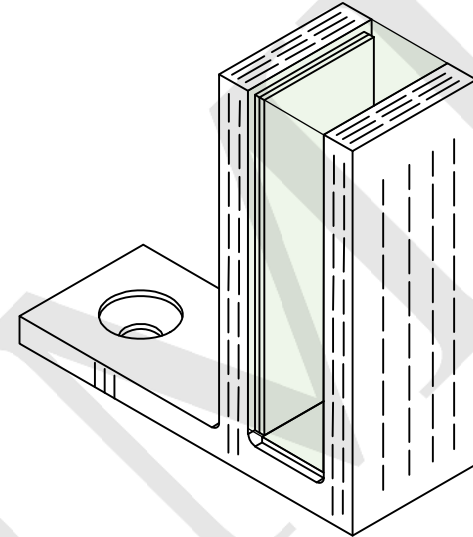
A



PLAN



ELEVATION



3D VIEW

**NOTES:**

- PROPRIETARY AND CONFIDENTIAL.  
- THE INFORMATION CONTAINED IN THIS DRAWING IS THE SOLE PROPERTY OF FMF GLASS HARDWARE. ANY REPRODUCTION IN PART OR AS A WHOLE WITHOUT THE WRITTEN PERMISSION OF FMF GLASS HARDWARE IS PROHIBITED.

**PRODUCT NAME:**

**Offset Wall-to-Glass Railing Bracket**

**PRODUCT MODEL NUMBER:**

**RCG-90W**

DWG NO. **RCG-90W\_1**

UNIT: **MM**

DWG SIZE/SCALE **A4/NTS**

**FMF GLASS HARDWARE**

REV. **1**

DATE: **06.22**

DRAWN BY: **FMF**

SHEET 1 OF 1

12 11 10 9 8 7 6 5 4 3 2 1