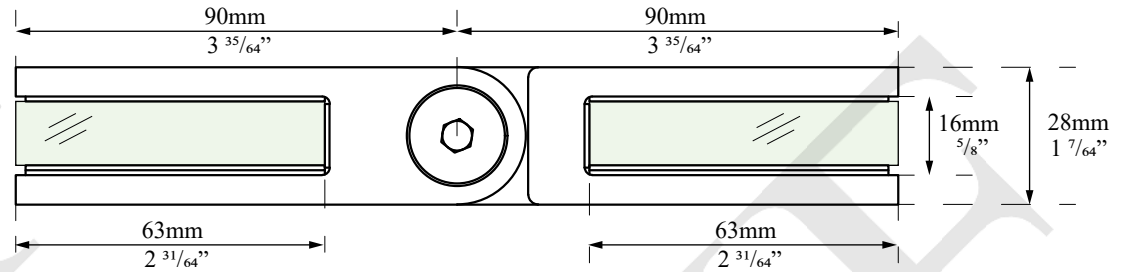
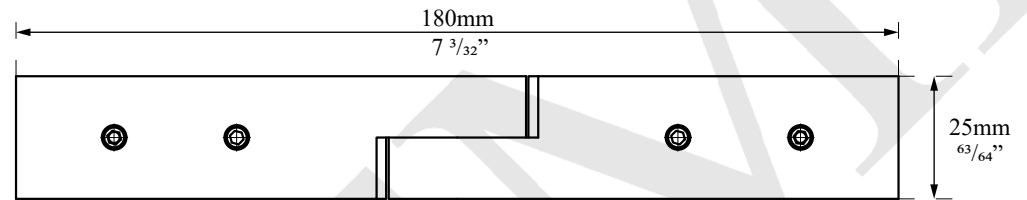


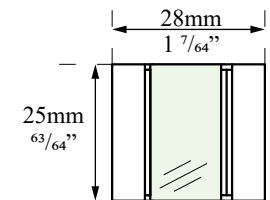
3D VIEW



PLAN



ELEVATION 1



ELEVATION 2

NOTES: - PROPRIETARY AND CONFIDENTIAL. - THE INFORMATION CONTAINED IN THIS DRAWING IS THE SOLE PROPERTY OF FMF GLASS HARDWARE. ANY REPRODUCTION IN PART OR AS A WHOLE WITHOUT THE WRITTEN PERMISSION OF FMF GLASS HARDWARE IS PROHIBITED.	PRODUCT NAME: Adjustable Glass-to-Glass Railing Bracket		PRODUCT MODEL NUMBER: RCG-360		
	DWG NO. RCG-360_1	UNIT: MM	DWG SIZE/SCALE A4/NTS	FMF GLASS HARDWARE	REV. 1
	DATE: 06.22	DRAWN BY: FMF			SHEET 1 OF 1