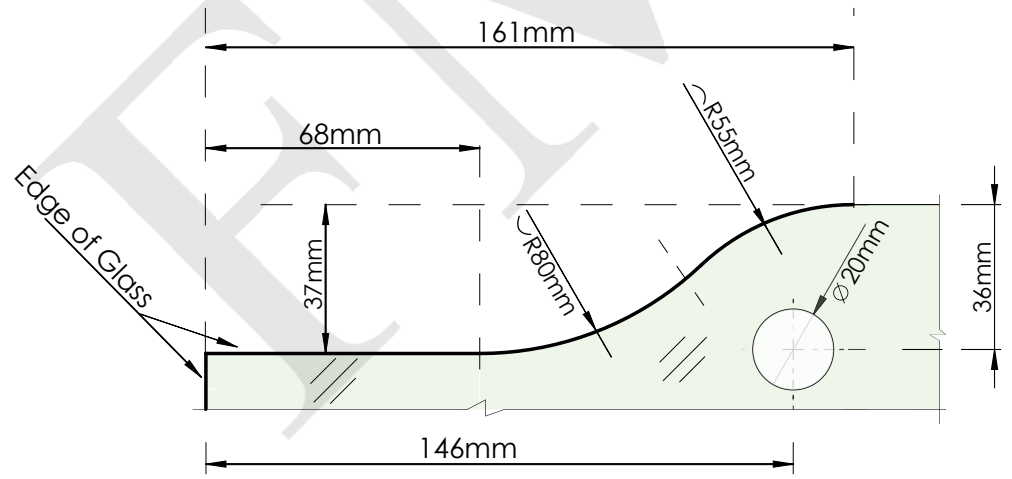
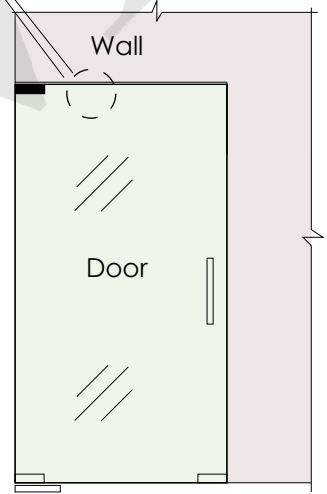
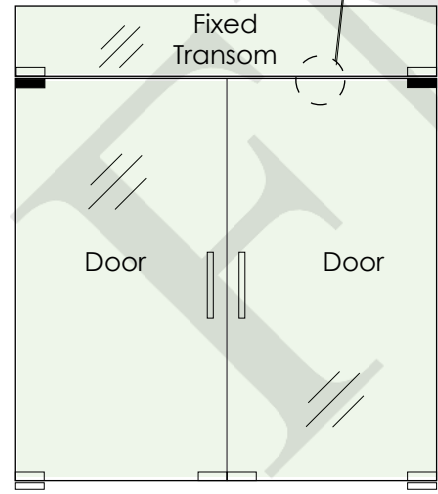
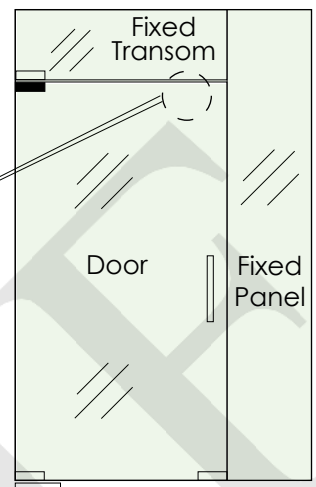
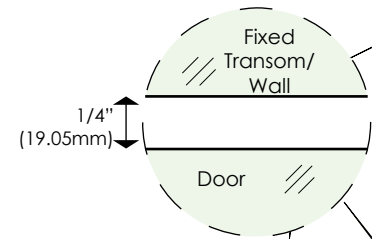


ELEVATION



GLASS FABRICATION



NOTES: - PROPRIETARY AND CONFIDENTIAL - THE INFORMATION CONTAINED IN THIS DRAWING IS THE SOLE PROPERTY OF FMF GLASS HARDWARE. ANY REPRODUCTION IN PART OR AS A WHOLE WITHOUT THE WRITTEN PERMISSION OF FMF GLASS HARDWARE IS PROHIBITED.	PRODUCT NAME: Patch fitting ceiling pivot		PRODUCT MODEL NUMBER: PAT-02		
	DWG NO. PAT-02_1	UNIT: MM	DWG SIZE/SCALE A4/NTS	FMF GLASS HARDWARE	REV. 1
	DATE: 01.22	DRAWN BY: FMF			SHEET 1 OF 1