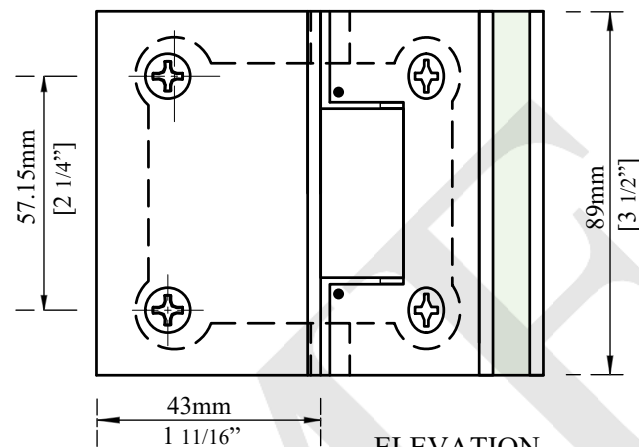
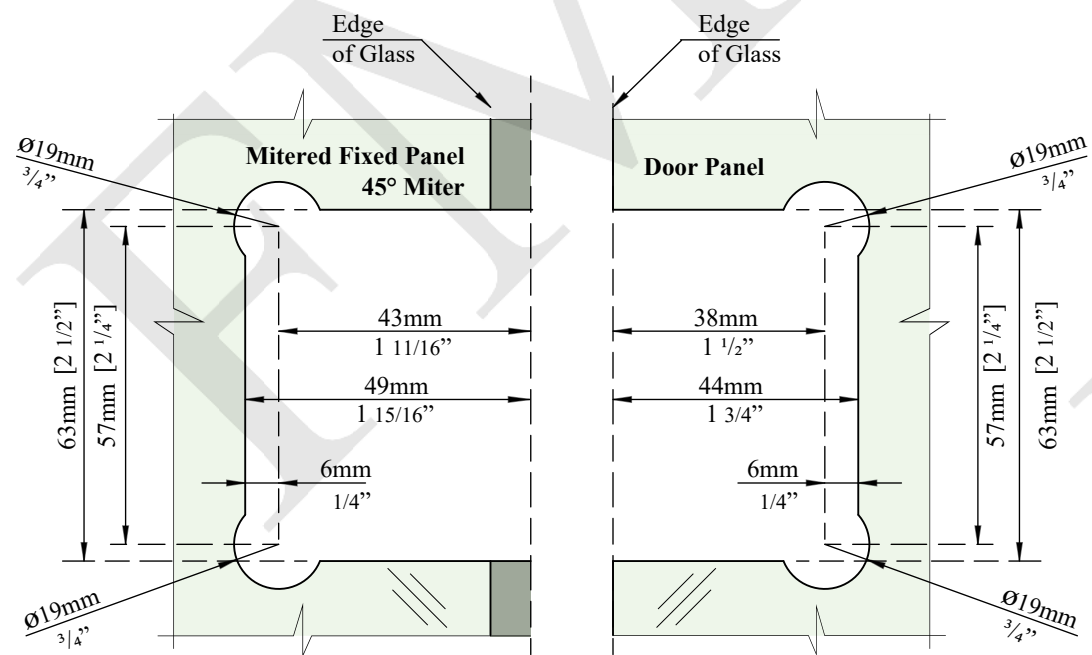


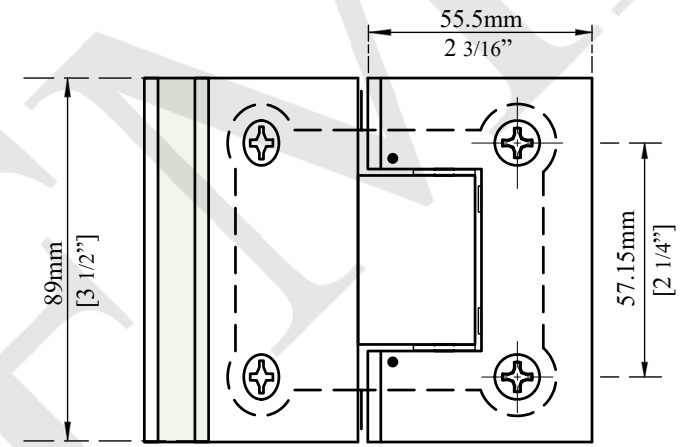
PLAN



ELEVATION



GLASS FABRICATION



ELEVATION

NOTES:

- PROPRIETARY AND CONFIDENTIAL.
 -THE INFORMATION CONTAINED IN THIS DRAWING IS THE SOLE PROPERTY OF FMF GLASS HARDWARE. ANY REPRODUCTION IN PART OR AS A WHOLE WITHOUT THE WRITTEN PERMISSION OF FMF GLASS HARDWARE IS PROHIBITED.

PRODUCT NAME:

135° Adjustable
 Glass-to-Glass Hinge

PRODUCT MODEL NUMBER:

G206

DWG NO.

G206_1

UNIT:

FT.-IN./MM

DWG SIZE/SCALE

A4/NTS

**FMF GLASS
 HARDWARE**

REV.

1

DATE:

11.22

DRAWN BY:

FMF

SHEET 1 OF 1