

# COMMERCIAL SLIDING DOOR KITS



**FMF** | GLASS HARDWARE

Made by  
**Professionals,**  
for **Professionals**

# Heavy Duty Office Sliding Door System

Wall-Mount



## HSK-02

# HSK-02 Series Sliding Door System

### Finishes

- Brushed Stainless
- Matte Black

Introducing the Hydra Sliding Door System — a perfect blend of modern design and smooth functionality. Engineered for precision and peak performance, it delivers effortless movement and a sleek, minimalist look that adds contemporary sophistication to any interior space.



1x Floor Guide



1x Wall-Mount Track Bar



1 x Wall Mount



2x Anti-Lift Top Rollers



1 x Guide Rail



2 x Door Stops



2x Decorative End Caps

### Specifications

- Material:** 316-Grade Stainless Steel
- Glass Thickness:** 10–12 mm (3/8" or 1/2")
- Compatibility:** Tempered Glass
- Weight Capacity:** Up to 100KG per door

### Kit Includes

- 2 x Anti-Lift Top Rollers (Double Roller Configuration – Surface & Flush Mount Options Included)
- 2 x Door Stops
- 1 x Wall-Mount Track Bar (Stainless Steel) Track Bar sold separately
- 2 x Decorative End Caps
- 1 x Floor Guide
- 1 x Glass Pull

### Key Features

- Double Roller Mechanism:** Enhanced stability and smoother door movement with dual rollers for each mounting point.
- Vertical Adjustability:** Rollers feature 1/8" (3 mm) of vertical adjustment for precise door alignment.
- Anti-Lift Technology:** Prevents door displacement while sliding for improved safety and function.

# Heavy Duty Office Sliding Door System



Glass-Mount



## LSK-04G

# Heavy Duty Office Sliding Door System Glass Mount

### Finishes

-  Brushed Stainless
-  Matte Black

Designed for refined looks and strong stability, this Heavy Duty Office Sliding Door System delivers smooth performance for interior glass doors. With an upgraded anti-lift double roller and durable stainless steel build, it's ideal for modern residential or commercial spaces using a single glass door mounted to a reinforced wall.



1x Floor Guide



1x Wall-Mount Track Bar



4 x Glass Mounting Brackets



2x Anti-Lift Top Rollers



2 x Glass Door Stops



2x Decorative End Caps

### Specifications

- Material:** 316-Grade Stainless Steel
- Glass Thickness:** 10-12 mm (3/8" or 1/2")
- Compatibility:** Tempered Glass
- Weight Capacity:** Up to 100KG per door

### Kit Includes

- 2 x Anti-Lift Top Rollers (Double Roller Configuration – Surface & Flush Mount Options Included)
- 2 x Door Stops
- 1 x Wall-Mount Track Bar (Stainless Steel) sold separately
- 2 x Decorative End Caps
- 1 x Floor Guide
- 1 x Glass Pull

### Key Features

- Double Roller Mechanism:** Enhanced stability and smoother door movement with dual rollers for each mounting point.
- Vertical Adjustability:** Rollers feature 1/8" (3 mm) of vertical adjustment for precise door alignment.
- Anti-Lift Technology:** Prevents door displacement while sliding for improved safety and function.

# Heavy Duty Office Sliding Door System

Wall-Mount



## LSK-04W

# Heavy Duty Office Sliding Door System Wall Mount

### Finishes

- Brushed Stainless
- Matte Black

Designed for refined looks and strong stability, this Heavy Duty Office Sliding Door System delivers smooth performance for interior glass doors. With an upgraded anti-lift double roller and durable stainless steel build, it's ideal for modern residential or commercial spaces using a single glass door mounted to a reinforced wall.



1x Floor Guide



1x Wall-Mount Track Bar



4 x Mounting Brackets



2x Anti-Lift Top Double Rollers



2 x Glass Door Stops



2x Decorative End Caps

### Specifications

- Material:** 316-Grade Stainless Steel
- Glass Thickness:** 10–12 mm (3/8" or 1/2")
- Compatibility:** Tempered Glass
- Weight Capacity:** Up to 100KG per door

### Kit Includes

- 2 x Anti-Lift Top Rollers (Double Roller Configuration – Surface & Flush Mount Options Included)
- 2 x Door Stops
- 1 x Wall-Mount Track Bar (Stainless Steel) sold separately
- 2 x Decorative End Caps
- 1 x Floor Guide
- 1 x Glass Pull

### Key Features

- Double Roller Mechanism:** Enhanced stability and smoother door movement with dual rollers for each mounting point.
- Vertical Adjustability:** Rollers feature 1/8" (3 mm) of vertical adjustment for precise door alignment.
- Anti-Lift Technology:** Prevents door displacement while sliding for improved safety and function.

# Standard Duty Office Sliding Door System



Wall-Mount



## LSK-02G

# Standard Duty Office Sliding Door System Glass Mount

### Finishes

-  Brushed Stainless
-  Matte Black

Built for performance and elegance, the LSK-Series Glass Mount Sliding Door System offers a smooth, modern solution for single glass doors. Its minimalist, durable design ensures quiet, effortless movement for residential and commercial interiors.



1x Floor Guide



1x Wall-Mount Track Bar



4 x Glass Mounting Brackets



2x Anti-Lift Top Rollers



2 x Glass Door Stops



2x End Caps

### Specifications

- Material:** 316-Grade Stainless Steel
- Glass Thickness:** 10–12 mm (3/8" or 1/2")
- Compatibility:** Tempered Glass
- Weight Capacity:** Up to 100KG per door

### Kit Includes

- 2 x Anti-Lift Top Rollers (Surface & Flush Mount Options Included)
- 2 x Glass Door Stops
- 4 x Glass Mounting Brackets
- 1 x Glass-Mount Track Bar (Stainless Steel) sold separately
- 2 x End Caps
- 1 x Floor Guide

### Key Features

- Single Sliding Design:** Designed to support a single glass door sliding along a fixed stainless steel bar.
- Anti-Lift Rollers:** Integrated anti-lift mechanism helps keep the door securely on track while in motion.
- Ease of Installation:** All necessary mounting hardware and instructions are included for a straightforward setup.

# Standard Duty Office Sliding Door System



Wall-Mount



## LSK-02W

# Standard Duty Office Sliding Door System Wall Mount

### Finishes

-  Brushed Stainless
-  Matte Black

Built for performance and elegance, the LSK-SERIES Wall Mount Sliding Door System delivers a smooth, modern solution for single glass doors. Its minimalist, durable design ensures quiet, effortless movement for residential or commercial interiors.



1x Floor Guide



1x Wall-Mount Track Bar



4 x Mounting Brackets



2x Anti-Lift Top Rollers



2 x Glass Door Stops



2x End Caps

### Specifications

- Material:** 316-Grade Stainless Steel
- Glass Thickness:** 10–12 mm (3/8" or 1/2")
- Compatibility:** Tempered Glass
- Weight Capacity:** Up to 100KG per door

### Kit Includes

- 2 x Anti-Lift Top Rollers (Surface & Flush Mount Options Included)
- 2 x Glass Door Stops
- 4 x Mounting Brackets
- 1 x Wall-Mount Track Bar (Stainless Steel) sold separately
- 2 x End Caps
- 1 x Floor Guide

### Key Features

- Single Sliding Design:** Designed to support a single glass door sliding along a fixed stainless steel bar.
- Anti-Lift Rollers:** Integrated anti-lift mechanism helps keep the door securely on track while in motion.
- Ease of Installation:** All necessary mounting hardware and instructions are included for a straightforward setup.

# ASK Series Sliding Door



Wall-Mount



## ASK-02

# ASK Series Sliding Door

### Finishes

-  Brushed Stainless
-  Matte Black

The ASK Series Sliding Door System is a sleek, side-mounted solution designed for frameless glass installations. Featuring smooth soft-closing action and durable construction, it supports panels up to 100 kg for silent, reliable performance. Available in Matte Black and Brushed Stainless, it's ideal for modern homes, offices, and partition systems.



2x Sliding Door Rollers



2x Anti Jump Stopper



1x Sliding Door Pull Knob



1x Bottom Door Guide



2x End Caps



1x Glass Channel



1x Main Guide Rail



1x Face Cover for Main Guide Rail

### Specifications

**Maximum Door Weight:** 100 kg (220 lbs)  
**Mounting Type:** Side-Mounted

### Kit Includes

- 2 x Sliding Door Rollers
- 1 x Wall-Mount Track Bar
- 1 x Bottom Door Guide
- 2 x End Caps
- 1 x Main Guide Rail
- 1 x Face Cover For Main Guide Rail
- 2 x Anti-jump Stopper
- 1 x Glass Channel

### Key Features

**Easy Installation:** Comes with comprehensive mounting instructions and required tools list for quick setup.

**Side-Mounted Design:** Allows for clean installation with maximum aesthetic appeal.

**Premium Construction:** Made from high-grade stainless steel and aluminum components for long-term performance.

# FMF

company made by professionals,  
for professionals.

## Mississauga

7205 Tranmere Drive, Unit 9,  
Mississauga ON, L5S 1N4.

info@fmfglasshardware.com  
905.819.6969

## Woodbridge

7611 Pine Valley Drive,  
Unit 8, Woodbridge ON, L4L 0A2.

info@fmfhardwaresolutions.com  
416.775.9507

## Concord

8161 Keele Street, Unit 2  
Concord Ontario L4K 1Z3

info@fmfhardwaresupply.com  
905.915.4649